

TDI **InsurED**

State Fire Marshal's Office
Licensing Administration

May 21, 2026

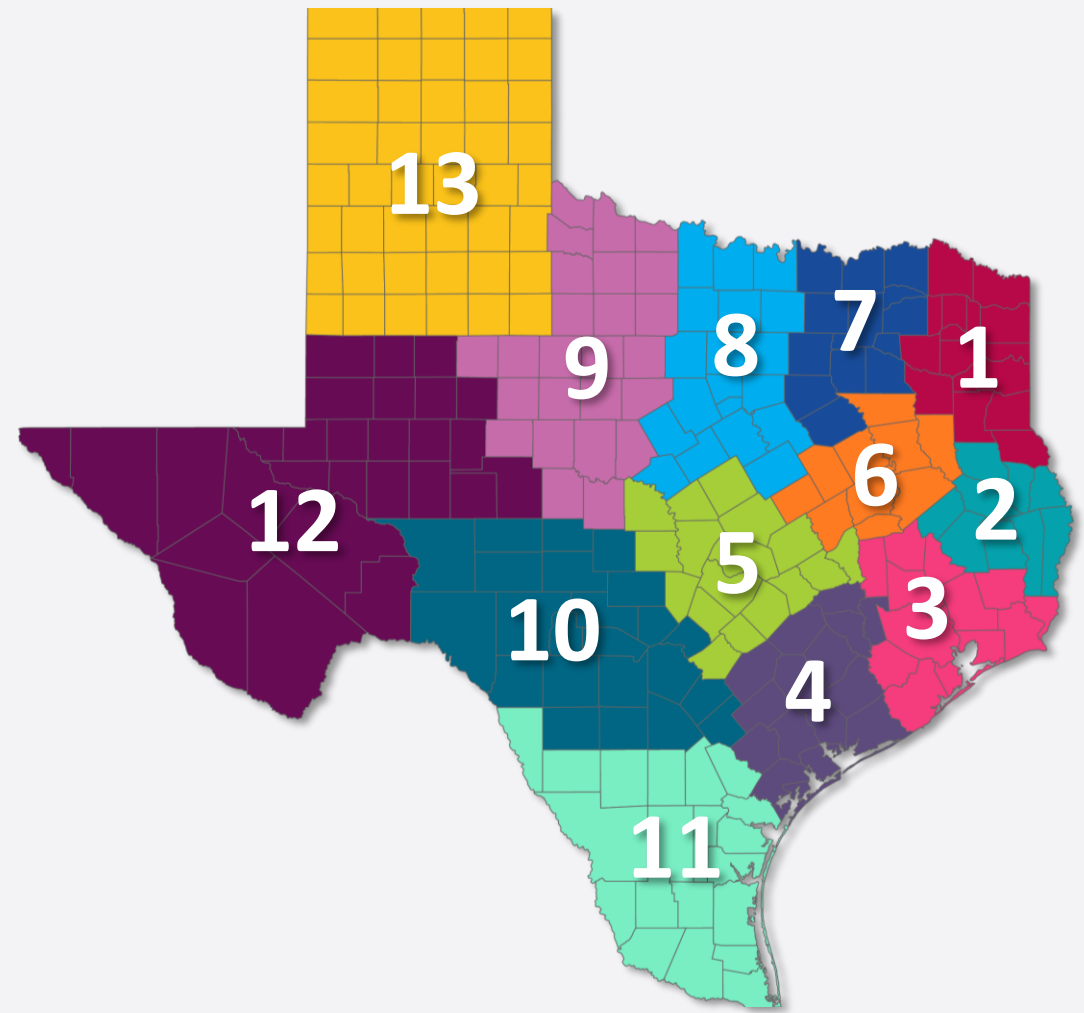
Mission

The Texas State Fire Marshal's Office (SFMO) will reduce the loss of life and property through prevention, education, and protection.

Function

- The primary function of SFMO is to reduce the risk and impact of fire.
- The function directly and dramatically impacts TDI's mission to protect insurance consumers.

Regions



TDI | SFMO Licensing Administration

SFMO Licensing Administration issues licenses and permits for the fire protection and fireworks industries, including:



Alarms



Extinguishers



Fireworks

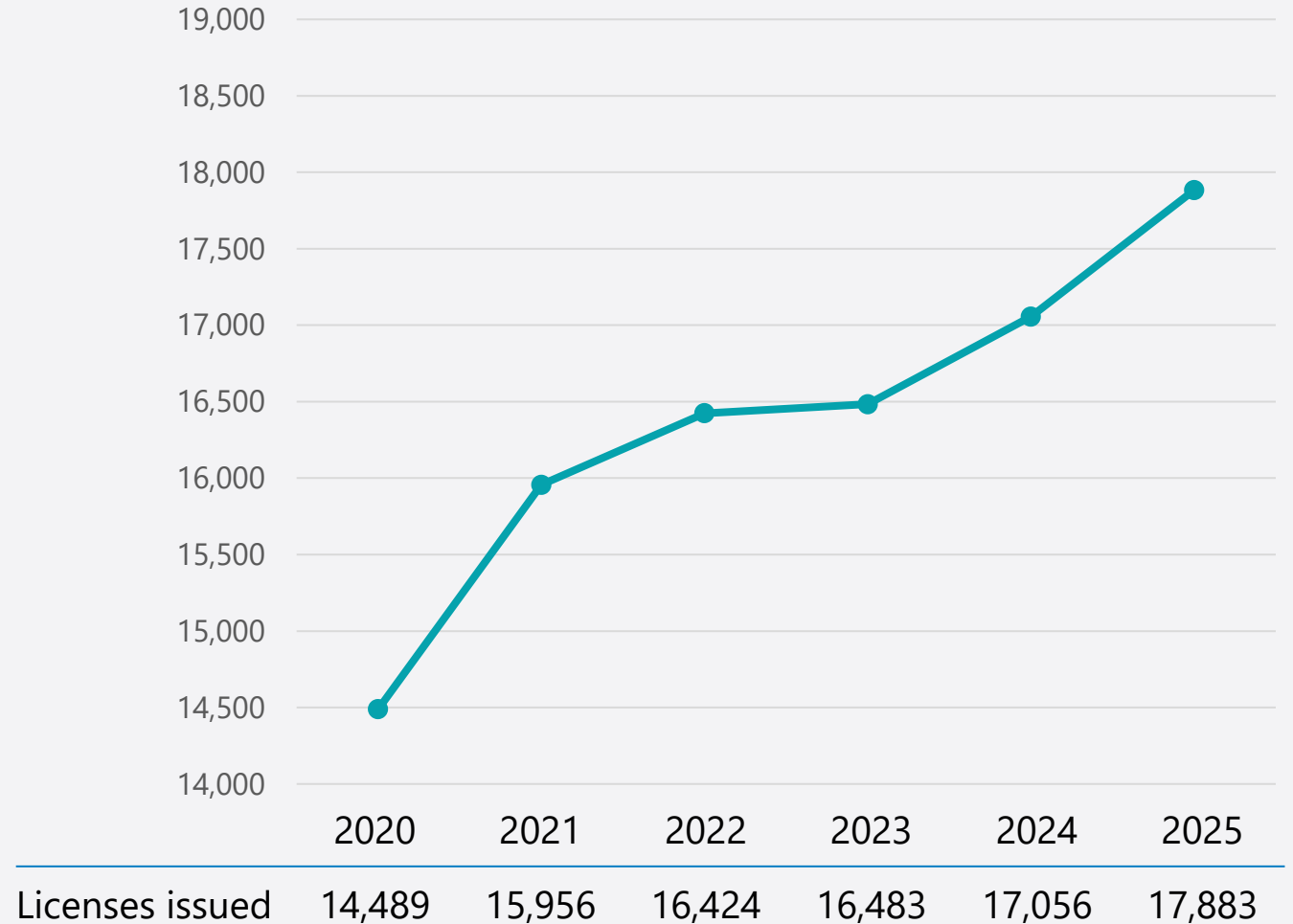


Sprinklers

TDI | Administration team

- Team includes:
 - One manager.
 - Six license and permit specialists.
 - Processed 98% in 20 days or less.

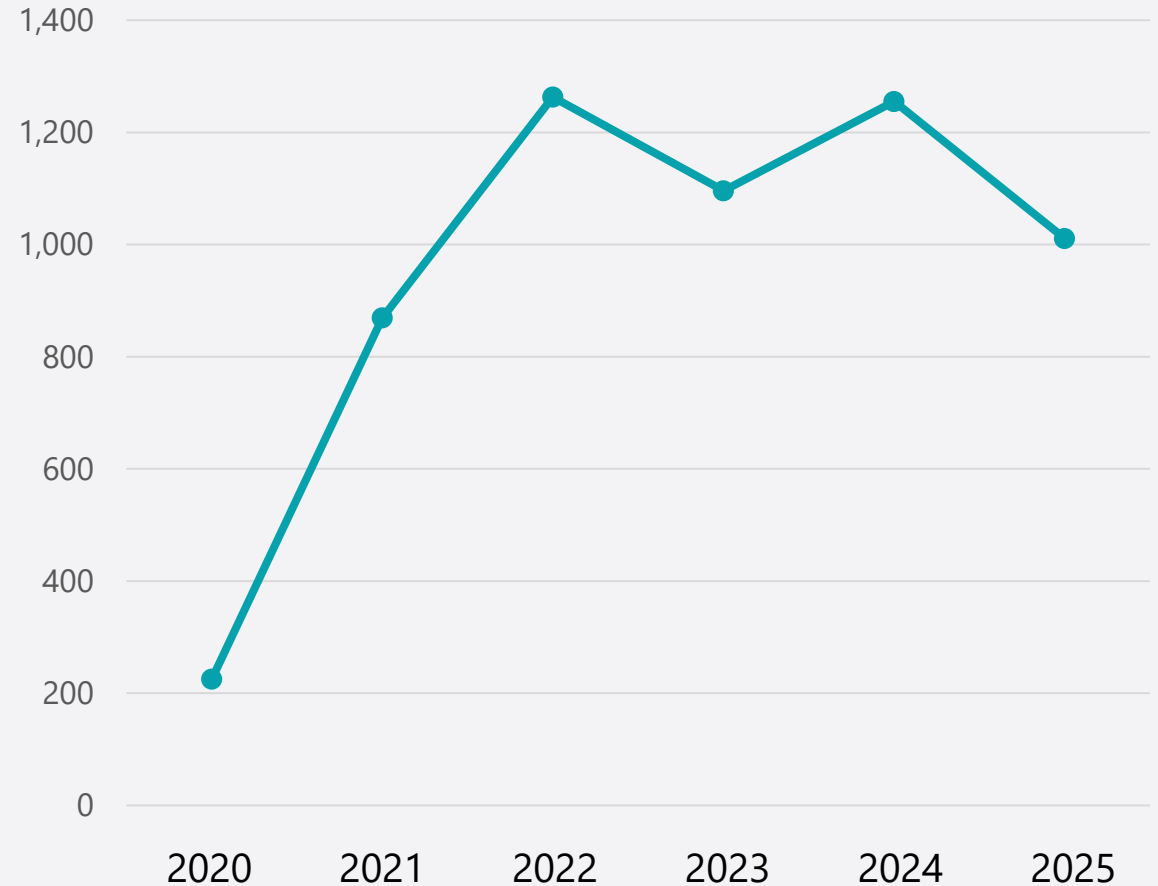
Registrations, licenses, and permits issued by fiscal year



TDI | Investigations team

- Regulates the fire protection and fireworks industry.
- Team:
 - 1 deputy chief investigator.
 - 5 investigators.

Licensing investigations or inspections by fiscal year



	2020	2021	2022	2023	2024	2025
Investigations & inspections	225	869	1,263	1,096	1,255	1,011

TDI | Online resources

The screenshot displays the TDI Texas Department of Insurance website. At the top left is the TDI logo and the text "Texas Department of Insurance". To the right is a search bar labeled "ENHANCED BY Google" and a search icon. Below the search bar is a navigation menu with "Topics: A B C D E F G H I J K L M N O P Q R S T U V W X Y Z All". The main navigation bar includes "Insurance", "State Fire Marshal" (highlighted in red), and "Workers' Compensation". A secondary navigation bar contains "Home", "Investigations", "Inspections", "Licensing" (highlighted in blue), "Outreach / Education", "TEXFIRS", and "PPC / ISO".

The main content area features a banner for "Fire industry licensing" with a background image of fire extinguishers. The banner includes three buttons: "Apply or Renew All License Types", "Purchase Retail Fireworks Permits", and "Instructions to change your address".

Below the banner is a "Notices" section with an orange header. The notice text reads: "Address changes: There is no longer a fee to change your address for fire industry individual licenses or firm registrations. Address changes must be submitted within 14 days. [Instructions](#) on how to change your address online."

The "Licensing information" section is located below the notice. It contains four columns, each with an icon and a link:

- Alarms**: Icon of a fire alarm pull station. Link: [Apply / renew](#)
- Extinguishers**: Icon of a fire extinguisher. Link: [Apply / renew](#)
- Sprinklers**: Icon of a sprinkler head. Link: [Apply / renew](#)
- Fireworks**: Icon of a firework. Link: [Apply / renew](#)

Fire alarm licensing

Online applications are now available for fire alarm licenses

We are now taking electronic applications for some fire alarm licenses through [Sircon](#):

- Fire alarm technician (FAL)
- Residential fire alarm technician (RAL)
- Residential fire alarm superintendent (RAS)
- Fire alarm planning superintendent (APS)
- Fire alarm monitoring technician (AMT)
- Residential fire alarm superintendent-single station (RAS-SS)
- FM-Fire alarm instructor (FAI)

On Sircon, select “new insurance license.” For most licenses, an [Applicant's Employer Information](#) form must be submitted with a license application.

Licensing information

[Fire Alarm registration, license, and test information](#): Describes the different types of registrations and licenses, type of work permitted by each license, test requirements, and test references.

[Guide to Obtaining a Registration or License Online](#): How to apply or renew for a

Reminder: All State Fire Marshal's Office licenses and registrations for individuals and companies are now only sent by email to the email address on file. Paper licenses and pocket cards are no longer provided.

Renew registration or license online

Use the [Sircon website](#).

Alarm licensing forms

[Alarm applications, forms, and guides](#)

Fingerprint Requirements

[Fingerprint requirements and instructions for SFMO licenses](#)

Insurance Requirements

[Certificate of Liability Insurance Requirements](#)

Fire extinguisher licensing

Fire extinguisher licensing guides

[Fire extinguisher registration, license, and test information](#): Describes the different types of registrations and licenses, type of work permitted by each license, test requirements, and test references.

[Guide to Obtaining a Registration or License Online](#): How to apply or renew for a registration or license using Sircon.

[Test Information](#): This link takes you to the PSI web site. This company is contracted to administer the SFMO tests. Click on the Candidate Information Bulletin found on the testing page for additional information regarding fees, scheduling policies, scoring information, and FAQs.

Statute and Rules

[Texas Insurance Code Chapter 6001](#)

[Texas Administrative Code Chapter 34.500](#)

Licensing questions?

Phone: 512-676-6800 (press 1) from 8 a.m. to 5 p.m. weekdays.

Email: FMLicensing@tdi.texas.gov

Reminder: All State Fire Marshal's Office licenses and registrations for individuals and companies are now only sent by email to the email address on file. Paper licenses and pocket cards are no longer provided.

Extinguisher firm and individual renewals

Use the [Sircon website](#).

Extinguisher licensing forms

[Extinguisher applications, forms, and guides](#)

Fingerprint Requirements

[Fingerprint requirements and instructions for SFMO licenses](#)

Insurance Requirements

[Certificate of Liability Insurance](#)

Fireworks licensing

[Fireworks licenses, permits, and test information](#): Describes the different types of permits and licenses, type of activity permitted by each, test requirements, and test references.

[Test information](#): This link takes you to the PSI web site. This company is contracted to administer the SFMO tests. Click on the Candidate Information Bulletin found on the testing page for additional information regarding fees, scheduling policies, scoring information, and FAQs.

[Fireworks sites with plans on file](#): List of indoor retail fireworks sites with plans on file with the SFMO. 28 § TAC 34.832(16) states that an indoor site's retail sales permit is not valid unless they have a site plan on file.

[Retail fireworks selling seasons](#): Displays the dates when a retail fireworks permit holder may sell fireworks to the public.

Statute and rules

[Texas Occupations Code Chapter 2154](#)

[Texas Administrative Code Chapter 34.800](#)

Notice: *Texas Administrative Code, Rule §34.815 – Retail Permits* has been amended and adopted on April 18, 2024.

[HB 2259](#) (88R, 2023) simplified the way to obtain a retail fireworks sale permit by providing that permits be obtained via the internet. The Texas Department of Insurance (TDI) adopts rule amendments to 28 TAC §34.815 to eliminate the

Reminder: All State Fire Marshal's Office licenses and registrations for individuals and companies are now only sent by email to the email address on file. Paper licenses and pocket cards are no longer provided.

Fireworks licenses

Renew on the [Sircon website](#).

Fireworks permits

Purchase [Retail fireworks permits](#).
([instructions](#))

Important information for retail fireworks indoor sites

[Retail Fireworks Indoor Site Information form](#) – Indoor fireworks retail sites are required to submit a plan to the SFMO before opening the facility to business. Please use the above form and submit it along with a

Fire sprinkler licensing

Sprinkler licensing guides

[Fire Sprinkler registration, license, and test information](#): Describes the different types of registrations and licenses, type of work permitted by each license, test requirements, and test references.

[Guide to Obtaining a Registration or License Online](#): How to apply or renew for a registration or license using Sircon.

[Test information](#): This link takes you to the PSI web site. This company is contracted to administer the SFMO tests. Click on the Candidate Information Bulletin found on the testing page for additional information regarding fees, scheduling policies, scoring information, and FAQs.

Statutes and rules

[Texas Insurance Code Chapter 6003](#)

[Texas Administrative Code Chapter 34.700](#)

Licensing questions?

Phone: 512-676-6800 (press 1) from 8 a.m. to 5 p.m. weekdays.

Email: FMLicensing@tdi.texas.gov

Reminder: All State Fire Marshal's Office licenses and registrations for individuals and companies are now only sent by email to the email address on file. Paper licenses and pocket cards are no longer provided.

Sprinkler license and registration renewal

Use the [Sircon website](#).

Sprinkler licensing forms

[Sprinkler applications, forms, and guides](#).

Fingerprint Requirements

[Fingerprint requirements and instructions for SFMO licenses](#)

Insurance Requirements

[Certificate of Liability Insurance](#)

TDI | Testing information

- SFMO doesn't administer tests. They're administered by PSI, a third-party company.
- Online guides include:
 - Instructions on how to schedule a test.
 - The exact tests required for each license type.
 - Test descriptions.
 - Study material.

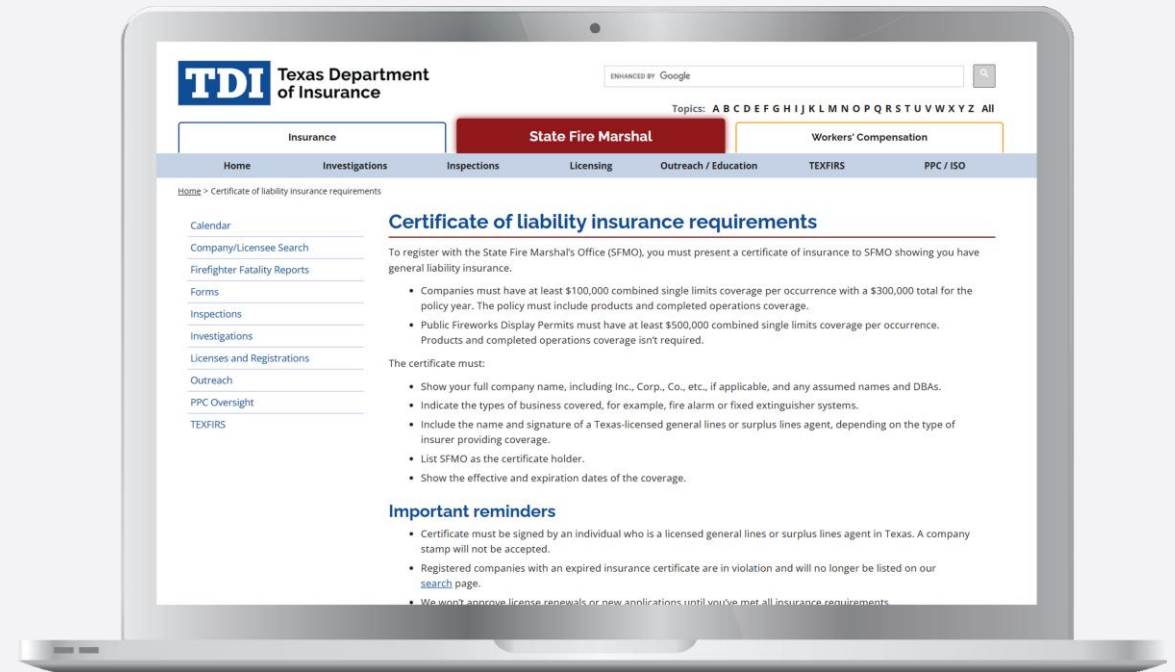
TDI | Insurance certificate requirements

- You must have a general liability certificate of insurance to register or request a permit. You won't be approved until all insurance requirements have been met.
- The policy must:
 - Cover activities performed by someone designated as an agent or employee of the company.
 - List all types of business performed by the company in the "Description of Operations" box.
 - List the State Fire Marshal's Office as the certificate holder.
- Certificate must be signed by a licensed general lines or surplus lines agent in Texas. **Company signature stamp won't be accepted.**

TDI | Submitting your certificate

- Email your certificate to [SFMO licensing administration](#) on or before the current policy's expiration date to maintain compliance (no lapse of coverage).
- Completed insurance certificates, are updated on the same day and listed online after 5:00 p.m.

Insurance requirement guide





[Home](#) > Certificate of liability insurance requirements

[Calendar](#)

[Company/Licensee Search](#)

[Firefighter Fatality Reports](#)

[Forms](#)

[Inspections](#)

[Investigations](#)

[Licenses and Registrations](#)

[Outreach](#)

[PPC Oversight](#)

[TEXFIRS](#)

Certificate of liability insurance requirements

To register with the State Fire Marshal's Office (SFMO), you must present a certificate of insurance to SFMO showing you have general liability insurance.

- Companies must have at least \$100,000 combined single limits coverage per occurrence with a \$300,000 total for the policy year. The policy must include products and completed operations coverage.
- Public Fireworks Display Permits must have at least \$500,000 combined single limits coverage per occurrence. Products and completed operations coverage isn't required.

The certificate must:

- Show your full company name, including Inc., Corp., Co., etc., if applicable, and any assumed names and DBAs.
- Indicate the types of business covered, for example, fire alarm or fixed extinguisher systems.
- Include the name and signature of a Texas-licensed general lines or surplus lines agent, depending on the type of insurer providing coverage.
- List SFMO as the certificate holder.
- Show the effective and expiration dates of the coverage.

Important reminders

- Certificate must be signed by an individual who is a licensed general lines or surplus lines agent in Texas. A company stamp will not be accepted.
- Registered companies with an expired insurance certificate are in violation and will no longer be listed on our [search](#) page.
- We won't approve license renewals or new applications until you've met all insurance requirements.

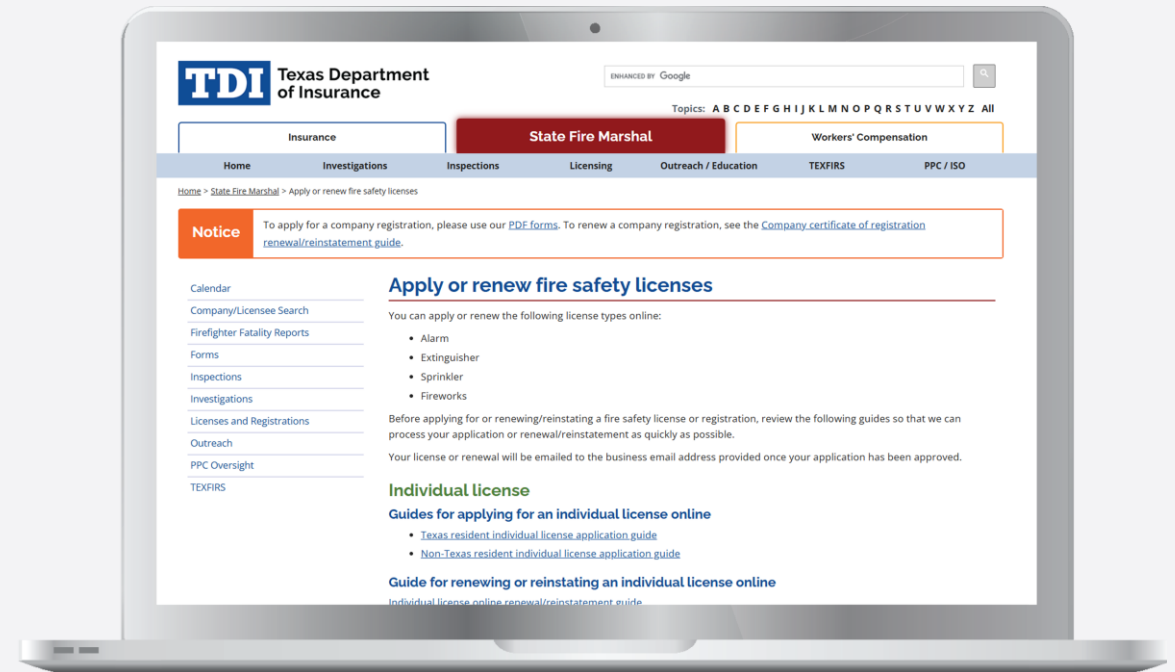
TDI | Expired insurance certificates

- You must follow all requirements and make sure that a current certificate of insurance is on file with SFMO.
- Registered companies and individuals listed with the company with an expired insurance certificate on file are in violation and won't be listed on our company and individual search page on our website.

TDI | Applications and renewals

- [Online applications](#) and renewals are processed within 3-5 business days.
- To apply for a new extinguisher or fire alarm company registration, submit the correct paper form by mail.
- If you have active branch offices for fire alarm or extinguisher certificate of registration that expired between 91 days to two years ago, email the licensing office before renewing or reinstating the certificate.

Apply or renew online





Insurance

State Fire Marshal

Workers' Compensation

Home

Investigations

Inspections

Licensing

Outreach / Education

TEXFIRS

PPC / ISO

[Home](#) > [State Fire Marshal](#) > Apply or renew fire safety licenses

Notice

To apply for a company registration, please use our [PDF forms](#). To renew a company registration, see the [Company certificate of registration renewal/reinstatement guide](#).

[Calendar](#)

[Company/Licensee Search](#)

[Firefighter Fatality Reports](#)

[Forms](#)

[Inspections](#)

[Investigations](#)

[Licenses and Registrations](#)

[Outreach](#)

[PPC Oversight](#)

[TEXFIRS](#)

Apply or renew fire safety licenses

You can apply or renew the following license types online:

- Alarm
- Extinguisher
- Sprinkler
- Fireworks

Before applying for or renewing/reinstating a fire safety license or registration, review the following guides so that we can process your application or renewal/reinstatement as quickly as possible.

Your license or renewal will be emailed to the business email address provided once your application has been approved.

Individual license

Guides for applying for an individual license online

- [Texas resident individual license application guide](#)
- [Non-Texas resident individual license application guide](#)

Guide for renewing or reinstating an individual license online

[Individual license online renewal/reinstatement guide](#)

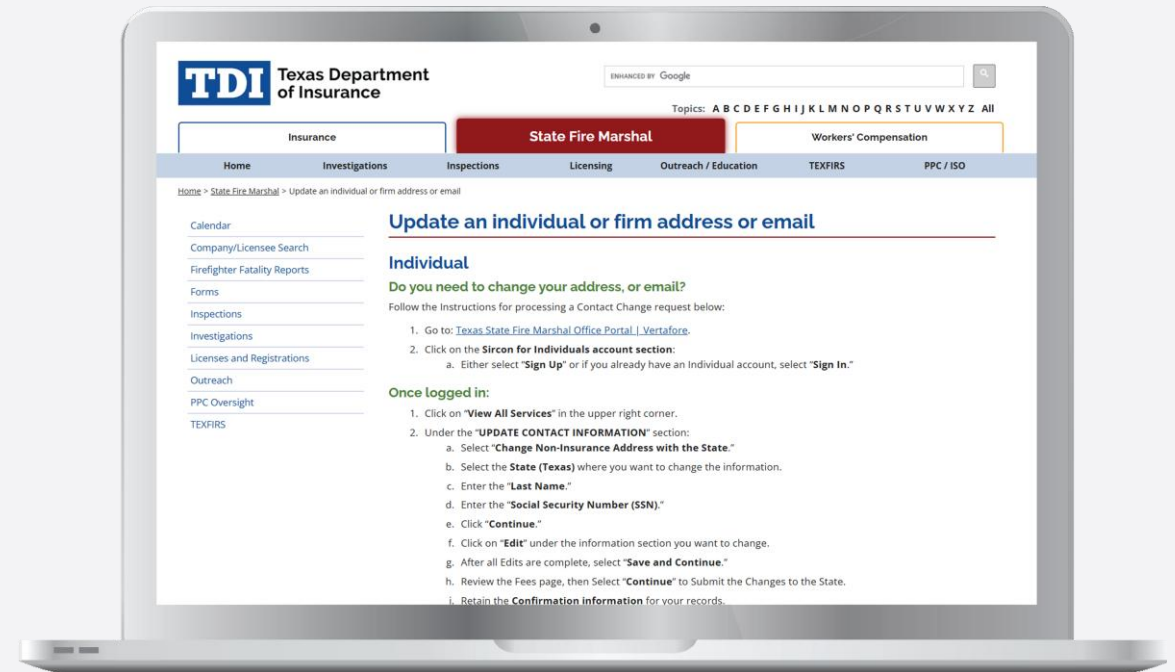
TDI | Application availability

Type	New				Renewal and reinstatements			
								
								
								

TDI | Keep contact info updated

- Licenses and registrations are emailed to address on file.
- If you changed companies or your email, make sure you [update your information](#) before you apply.
- For individual licenses, it's a good idea to use a personal email address that won't change.

Update contact details





[Home](#) > [State Fire Marshal](#) > Update an individual or firm address or email

[Calendar](#)

[Company/Licensee Search](#)

[Firefighter Fatality Reports](#)

[Forms](#)

[Inspections](#)

[Investigations](#)

[Licenses and Registrations](#)

[Outreach](#)

[PPC Oversight](#)

[TEXFIRS](#)

Update an individual or firm address or email

Individual

Do you need to change your address, or email?

Follow the Instructions for processing a Contact Change request below:

1. Go to: [Texas State Fire Marshal Office Portal | Vertafore](#).
2. Click on the **Sircon for Individuals account section**:
 - a. Either select **"Sign Up"** or if you already have an Individual account, select **"Sign In."**

Once logged in:

1. Click on **"View All Services"** in the upper right corner.
2. Under the **"UPDATE CONTACT INFORMATION"** section:
 - a. Select **"Change Non-Insurance Address with the State."**
 - b. Select the **State (Texas)** where you want to change the information.
 - c. Enter the **"Last Name."**
 - d. Enter the **"Social Security Number (SSN)."**
 - e. Click **"Continue."**
 - f. Click on **"Edit"** under the information section you want to change.
 - g. After all Edits are complete, select **"Save and Continue."**
 - h. Review the Fees page, then Select **"Continue"** to Submit the Changes to the State.
 - i. Retain the **Confirmation information** for your records.

TDI | New fireworks selling seasons

- For new selling seasons, you must have a written commissioner's court order 15 days before the start of the season.
- Find fireworks selling season information [online](#).
- Get updates through our:
 - Website.
 - Email subscription.
 - Social media feeds.

New selling seasons:

Lunar New Year

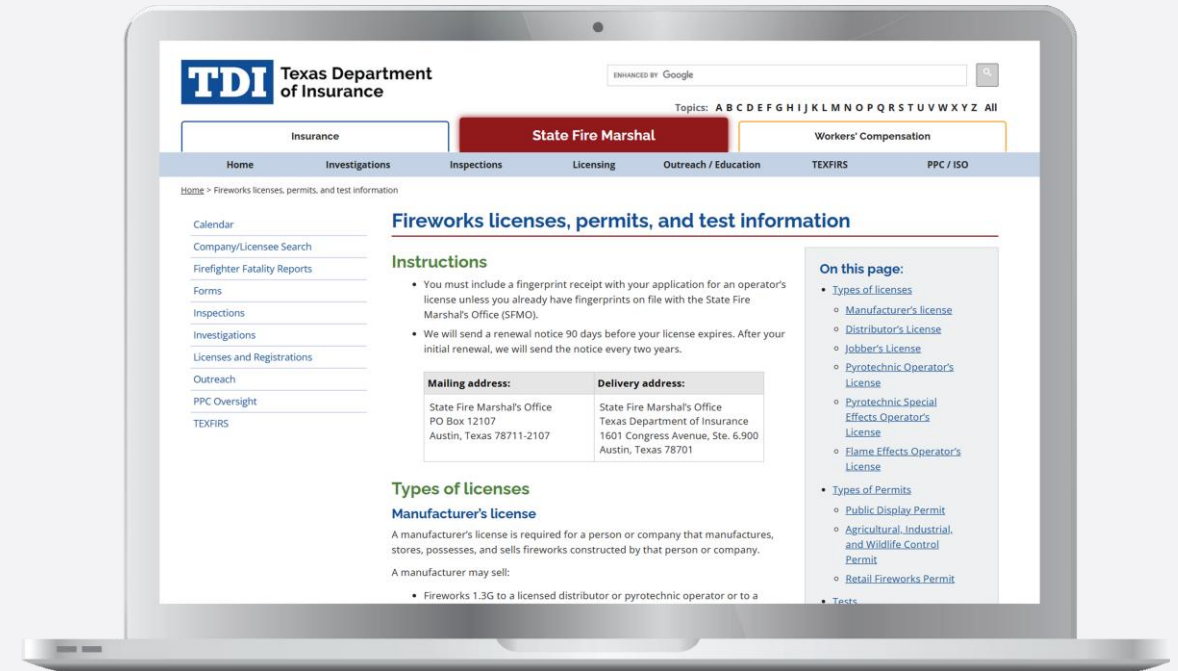
June 19

July 2, 2026

TDI | Retail and display permits

- All retail permits expire on January 31 of each year.
- Get applications in early! Volume spikes in June and processing times increase.
- Purchasing [retail permits online](#) lets you get and print your permit the same day.
- You can also access and print the:
 - Retail fireworks poster.
 - Retail fireworks prohibited poster.

Public display application



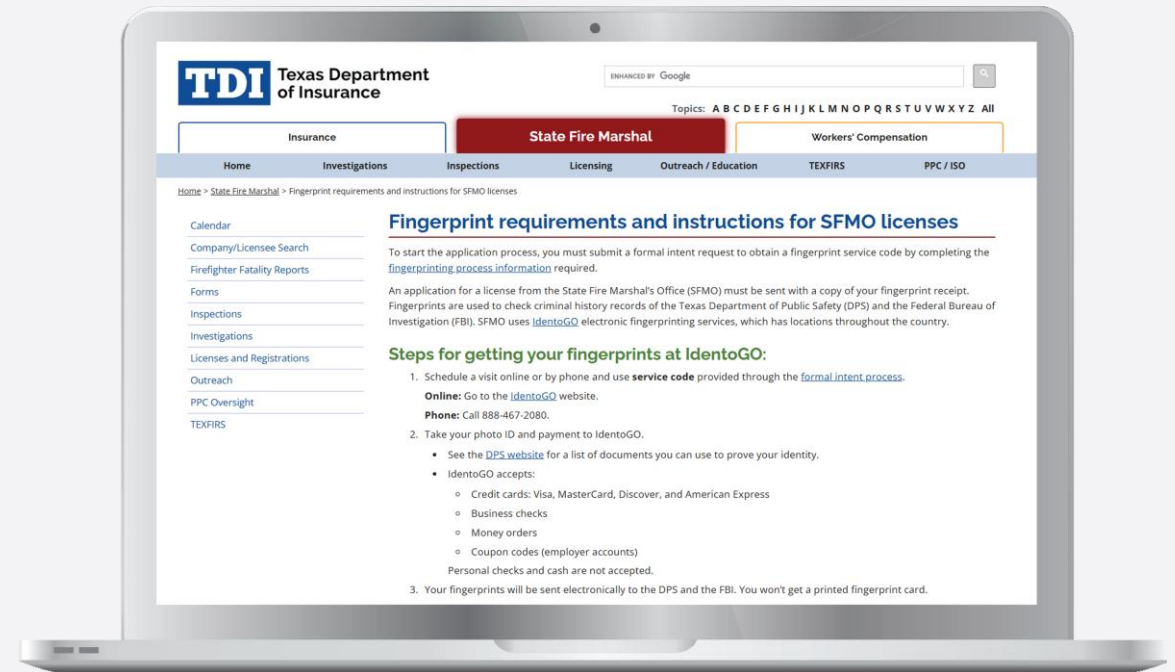
TDI | Specialty fireworks

- Cold sparklers fall within the definition of “flame effects” and require a licensed operator and permit.
- Flame effects operator license requirements:
 - Pass the fireworks flame effects operator test.
 - Have a fingerprint background check done if you don't have a current application on file with SFMO.
 - Apply online.

TDI | Fingerprint requirements

- Complete the [online form](#) to get service code and begin the process.
- Send a copy of your fingerprint receipt with your application.

Fingerprint requirements





[Home](#) > [State Fire Marshal](#) > Fingerprint requirements and instructions for SFMO licenses

[Calendar](#)

[Company/Licensee Search](#)

[Firefighter Fatality Reports](#)

[Forms](#)

[Inspections](#)

[Investigations](#)

[Licenses and Registrations](#)

[Outreach](#)

[PPC Oversight](#)

[TEXFIRS](#)

Fingerprint requirements and instructions for SFMO licenses

To start the application process, you must submit a formal intent request to obtain a fingerprint service code by completing the [fingerprinting process information](#) required.

An application for a license from the State Fire Marshal's Office (SFMO) must be sent with a copy of your fingerprint receipt. Fingerprints are used to check criminal history records of the Texas Department of Public Safety (DPS) and the Federal Bureau of Investigation (FBI). SFMO uses [IdentoGO](#) electronic fingerprinting services, which has locations throughout the country.

Steps for getting your fingerprints at IdentoGO:

1. Schedule a visit online or by phone and use **service code** provided through the [formal intent process](#).

Online: Go to the [IdentoGO](#) website.

Phone: Call 888-467-2080.

2. Take your photo ID and payment to IdentoGO.
 - See the [DPS website](#) for a list of documents you can use to prove your identity.
 - IdentoGO accepts:
 - Credit cards: Visa, MasterCard, Discover, and American Express
 - Business checks
 - Money orders
 - Coupon codes (employer accounts)

Personal checks and cash are not accepted.

3. Your fingerprints will be sent electronically to the DPS and the FBI. You won't get a printed fingerprint card.

Enter your Service Code to get started.

Don't know your Service Code?
Contact your agency or [click here](#).

IdentoGO® has a growing number of convenient locations across the U.S. to meet your identity-related needs.



Check the Status of your Service

Check your status or reprint your cardscan registration form.
For additional help, [contact customer service](#).



Manage an existing Appointment

Reschedule an existing appointment or schedule a retake.

We provide the following additional services:



State History Check
Request a copy of your criminal history record from a participating State.



FBI History Check
Request a copy of your criminal history record from the FBI. Personal use only, cannot be used for Employment or Licensing purposes.



Fingerprint Cards
Collect your fingerprint images for a fingerprint card (FD-258).



Photo Services
Two professional 2x2 photos for passport and visa documents.

TDI | Licensing violations

Report licensing violations using our [online form](#).

The screenshot displays the TDI Texas Department of Insurance website. The header includes the TDI logo and the text 'Texas Department of Insurance'. A search bar is present with the text 'ENHANCED BY Google'. Below the header, there are navigation tabs for 'Insurance', 'State Fire Marshal' (highlighted in red), and 'Workers' Compensation'. A secondary navigation bar contains links for 'Home', 'Investigations', 'Inspections', 'Licensing', 'Outreach / Education', 'TEXFIRS', and 'PPC / ISO'. The main content area shows a breadcrumb trail: 'Home > Forms > Report a fire industry licensing violation'. On the left, there is a sidebar menu with links to 'Calendar', 'Company/Licensee Search', 'Firefighter Fatality Reports', 'Forms', 'Inspections', 'Investigations', 'Licenses and Registrations', 'Outreach', 'PPC Oversight', and 'TEXFIRS'. The main heading is 'Report a fire industry licensing violation'. Below this, there is a paragraph explaining the form's purpose: 'Use this form to report fire industry licensing violations in the state of Texas. This includes violations for alarm, extinguisher, sprinkler, and fireworks licenses and registrations.' A link for 'Learn more about licensing investigations' is provided. A note states 'This form may take a few seconds to load.' The form contains four input fields: 1. 'Name of the company that committed the alleged violation: - Optional' 2. 'Alarm, extinguisher, sprinkler, or fireworks registration number of the company that committed the alleged violation: - Optional' 3. 'Person involved in the alleged violation: - Optional' 4. 'Alarm, extinguisher, sprinkler, or fireworks license number of the person involved in the alleged violation: - Optional'

- Application, registration, license, or permit questions:
 - 512-676-6800, Option 1
 - FMLicensing@tdi.texas.gov
- Rules, technical issues, or investigation status questions:
 - 512-676-6802
 - SFMOLicensinginvestigations@tdi.texas.gov